

Quasiharmonic elastic constants corrected for deviatoric thermal stresses

Pierre Carrier,¹ João F. Justo,² and Renata M. Wentzcovitch¹

¹Minnesota Supercomputing Institute, Department of Chemical Engineering and Materials Science, University of Minnesota, Minneapolis, Minnesota 55455, USA

²Escola Politécnica, Universidade de São Paulo, CP 61548, CEP 05424-970 São Paulo, SP, Brazil
and Chemical Engineering and Materials Science Department, University of Minnesota, Minneapolis, Minnesota 55455, USA

(Received 6 August 2008; revised manuscript received 23 September 2008; published 21 October 2008)

The quasiharmonic approximation (QHA), in its simplest form also called the statically constrained (SC) QHA, has been shown to be a straightforward method to compute thermoelastic properties of crystals. Recently we showed that for noncubic solids SC-QHA calculations develop deviatoric thermal stresses at high temperatures. Relaxation of these stresses leads to a series of corrections to the free energy that may be taken to any desired order, up to self-consistency. Here we show how to correct the elastic constants obtained using the SC-QHA. We exemplify the procedure by correcting to first order the elastic constants of MgSiO₃ perovskite and MgSiO₃ postperovskite, the major phases of the Earth's lower mantle. We show that this first-order correction is quite satisfactory for obtaining the aggregated elastic averages of these minerals and their velocities in the lower mantle. This type of correction is also shown to be applicable to experimental measurements of elastic constants in situations where deviatoric stresses can develop, such as in diamond-anvil cells.

DOI: [10.1103/PhysRevB.78.144302](https://doi.org/10.1103/PhysRevB.78.144302)

PACS number(s): 65.40.-b, 91.35.-x, 91.60.Gf

I. INTRODUCTION

The quasiharmonic approximation (QHA) (Refs. 1 and 2) is a computationally efficient method for evaluating thermal properties of materials within the density-functional theory (DFT) from low to temperatures above the Debye temperature. It provides high quality high-pressure-high-temperature materials properties³⁻⁸ in a continuous pressure-temperature (PT) domain in which anharmonic effects are negligible.⁹ However, it has a not well recognized shortcoming: the non-hydrostatic nature of thermal stresses in nonisotropic structures. Broadly speaking, these calculations start by obtaining the static internal energy of fully relaxed DFT structures at various pressures. After computations of the vibrational density of states, the thermal energy contribution to the Helmholtz free energy is added. This latter contribution has anisotropic strain gradients and produces deviatoric stresses. This straightforward procedure should be referred to as the statically constrained (SC) QHA. It has been used to compute the elastic constant tensor of isotropic³ and nonisotropic minerals^{4,6} at high PT as well, even though pressure conditions were not precisely hydrostatic in the latter calculations. In general, relaxation of deviatoric stresses, irrespective of their origin, is essential in both experiments¹⁰ and theory⁹ for generating realistic and reproducible structural and elastic properties.

Here we show how to correct the elastic constant tensor obtained using the SC-QHA. We exemplify the procedure by correcting to first order the elastic constants of MgSiO₃ perovskite (PV) and MgSiO₃ postperovskite (PPV), the major phases of the Earth's lower mantle, for which elasticity data are essential to interpret seismic information of this region.¹¹ We show that this first-order correction is quite satisfactory for obtaining the aggregated elastic averages of these minerals and their acoustic velocities in the PT range of the lower mantle.

This article is organized as follows: we first discuss the equations used for numerically determining the elastic con-

stant tensor within the SC-QHA. We then describe the procedure for correcting it to first order for deviatoric thermal stresses. We then evaluate these corrections to the previously reported elastic constant tensors of PV (Ref. 4) and PPV.⁶

II. ELASTICITY WITHIN AND BEYOND THE STATICALLY CONSTRAINED QHA

The present procedure builds on a related procedure to correct structural parameters and equations of state of nonisotropic solids at high PTs.⁹ The method introduced in Ref. 9 can correct the SC crystal structure at $V(P, T)$ to infinite order as long as the SC elastic constant tensor is simultaneously corrected. However, this is a very demanding computational procedure and, fortunately, unnecessary. A first-order correction to the crystal structure using the SC elastic constant appears to be sufficient. This conclusion was reached after examining the crystal structure of one of the most studied materials at high PT: MgSiO₃ perovskite.¹² This type of experimental data is quite limited and results on other materials with similarly complex crystal structures would be helpful to strengthen this conclusion.

According to the (SC) QHA the Helmholtz free energy is given by

$$F(V, T) = \left[E(V) + \sum_{\mathbf{q}j} \frac{\hbar \omega_{\mathbf{q}j}(V)}{2} \right] + k_B T \sum_{\mathbf{q}j} \ln(1 - e^{-\hbar \omega_{\mathbf{q}j}(V)/k_B T}), \quad (1)$$

where k_B and \hbar are, respectively, Boltzmann's and Planck's constants. The first term, $E(V)$, is the volume-dependent static energy obtained after full structural relaxation under isotropic pressure, and $\omega(V)$ is the corresponding phonon spectrum. Both phonon spectrum and static energy are here determined using the DFT within the local-density approximation (LDA),¹³ but the methodology is general and applicable to any first-principles method. Structural relaxations

are performed using a variable cell shape (VCS) algorithm,¹⁴ and phonon spectra are computed using the PWSCF code¹⁵ as described in Ref. 16, based on the linear-response theory. The second term in Eq. (1) is the zero-point energy, F_{ZP} , such that the sum of the terms in the brackets is the energy at $T=0$ K. The last term in Eq. (1) is the thermal excitation energy, F_{th} (see Ref. 2 for details).

Pressure, P , is obtained from F using the standard thermodynamics relation

$$P = - \left. \frac{\partial F}{\partial V} \right|_T. \quad (2)$$

This procedure implicitly assumes that P remains isotropic at all temperatures, but this is only true for static calculations, where structures were optimized at target pressures. The two frequency dependent terms in Eq. (1), the zero-point energy and the thermal energy, contribute to P but their strain gradients are intrinsically anisotropic. This effect was recently quantified⁹ by the computation of deviatoric thermal stresses, $\delta\sigma_k$, defined as the difference between the stress tensor and the nominal pressure (diagonal) tensor. In Voigt's notation

$$\delta\sigma_k = \left. \frac{1}{V_0} \frac{\partial G(P,T)}{\partial \epsilon_k} \right|_{P,T} - H(3-k)P, \quad \text{for } k = 1, \dots, 6, \quad (3)$$

where $H(n)$ is the Heaviside step function, equal to 0 for $(3-k)$ strictly negative and 1 otherwise. Deviatoric thermal stresses are caused by the vibrational (zero-point and thermal) energies and are shown to be important at high pressures and temperatures. The larger the temperature, the more visible these stresses are.

We have previously shown that these deviatoric stresses can be relaxed to first order if one knows the elastic constant tensor, $c_{ij}(P, T)$, calculated within the (SC) QHA.⁹ The latter are obtained from the Gibbs free energy, G ,

$$G(P, T) = F + PV \quad (4)$$

by calculating the second derivative of G with respect to the strains ϵ_i and ϵ_j .^{4,17}

$$c_{ij}(P, T) = \left. \frac{1}{V_0} \frac{\partial^2 G}{\partial \epsilon_i \partial \epsilon_j} \right|_T. \quad (5)$$

The adiabatic elastic constants, which are the relevant ones for interpretation of seismic data, are then computed using appropriate thermodynamics relations.^{4,18} Below all calculated elastic constants, bulk and shear moduli, and velocities are adiabatic.

Lattice parameters at high pressures and temperatures under hydrostatic conditions can then be corrected to first order by evaluating the strains, ϵ_k , involved in the relaxation of the deviatoric thermal stresses given in Eq. (3)

$$\epsilon_k(P, T) = \sum_{m=1}^6 c_{km}^{-1}(P, T) \delta\sigma_m. \quad (6)$$

The Cartesian components of the relaxed lattice vectors are then

$$\mathbf{h}^* = \mathbf{h}(\mathbf{I} - \boldsymbol{\epsilon}), \quad (7)$$

where

$$\mathbf{h} = \begin{pmatrix} a_x & b_x & c_x \\ a_y & b_y & c_y \\ a_z & b_z & c_z \end{pmatrix} \quad \text{and} \quad \boldsymbol{\epsilon} = \begin{pmatrix} \epsilon_1 & \epsilon_6/2 & \epsilon_5/2 \\ \epsilon_6/2 & \epsilon_2 & \epsilon_4/2 \\ \epsilon_5/2 & \epsilon_4/2 & \epsilon_3 \end{pmatrix}$$

are, respectively, the matrices of lattice vectors ($\vec{a}, \vec{b}, \vec{c}$) and Cartesian strains (keeping up with Voigt's notation). Notice that increase in symmetry or symmetry break (phase transformations) may be induced by deviatoric thermal stresses in the presence of soft phonon, i.e., \mathbf{h} and \mathbf{h}^* do *not* necessarily have to the same space group.

In Ref. 9 we pointed that attainment of zero deviatoric thermal stresses within the QHA should involve a *self-consistent* cycle with simultaneous recalculation of the elastic constant tensor under hydrostatic condition followed by new structural relaxation, and so on. However, such procedure is extremely computationally intensive given the need to recompute vibrational density of states on a PT grid every step of the cycle. We show next how to obtain the elastic constant tensor corrected to first order with knowledge of Eq. (6) only.

The components of the elastic constant tensor expanded in a Taylor series of strains (in Voigt's notation) defined by Eq. (6) are

$$c_{ij}(P, T, \boldsymbol{\epsilon}) = c_{ij}(P, T, \mathbf{0}) + \sum_{k=1}^6 \left. \frac{\partial c_{ij}}{\partial \epsilon_k} \right|_{P,T} \epsilon_k + \sum_{k=1}^6 \sum_{l=1}^6 \left. \frac{\partial^2 c_{ij}}{\partial \epsilon_k \partial \epsilon_l} \right|_{P,T} \epsilon_k \epsilon_l + \dots \quad (8)$$

Neglecting second and higher order terms one has

$$\begin{aligned} c_{ij}(P, T, \boldsymbol{\epsilon}) &\simeq c_{ij}(P, T) \\ &+ \sum_{k=1}^6 \sum_{m=1}^6 \left. \frac{\partial c_{ij}}{\partial P} \right|_{P,T} \left. \frac{\partial P}{\partial \sigma_m} \right|_{P,T} \left. \frac{\partial \sigma_m}{\partial \epsilon_k} \right|_{P,T} \epsilon_k, \\ &= c_{ij}(P, T) + \left. \frac{\partial c_{ij}}{\partial P} \right|_{P,T} \sum_{m=1}^3 \left. \frac{\partial P}{\partial \sigma_m} \right|_{P,T} \delta\sigma_m. \end{aligned} \quad (9)$$

In the last step above we assumed that pressure is unaffected by shear stresses, i.e., $\partial P / \partial \sigma_m|_{P,T} = 0$ for $m=4, 5$, and 6 , thus reducing the index summation from 6 to 3. The stress derivatives of P in Eq. (9) are determined using the definition of the pressure as the trace of the stress tensor, $P \equiv 1/3 \sum_{m=1}^3 \sigma_m$. Taking the derivative of the pressure as function of each stress leads to $\partial P / \partial \sigma_m|_{P,T} = 1/3$, for $m=1, 2$, and 3 . Therefore the first-order corrected elastic constants at the strains given by Eq. (6) is reduced to

$$c_{ij}(P, T, \epsilon_1, \epsilon_2, \epsilon_3) = c_{ij}(P, T) + \frac{1}{3} \left. \frac{\partial c_{ij}}{\partial P} \right|_{P,T} \delta\sigma_\Sigma, \quad (10)$$

where $\delta\sigma_\Sigma = \sum_{k=1}^3 \delta\sigma_k$. This correction requires only knowledge of the pressure derivatives of c_{ij} 's which are known from the statically constrained QHA calculation, and the de-

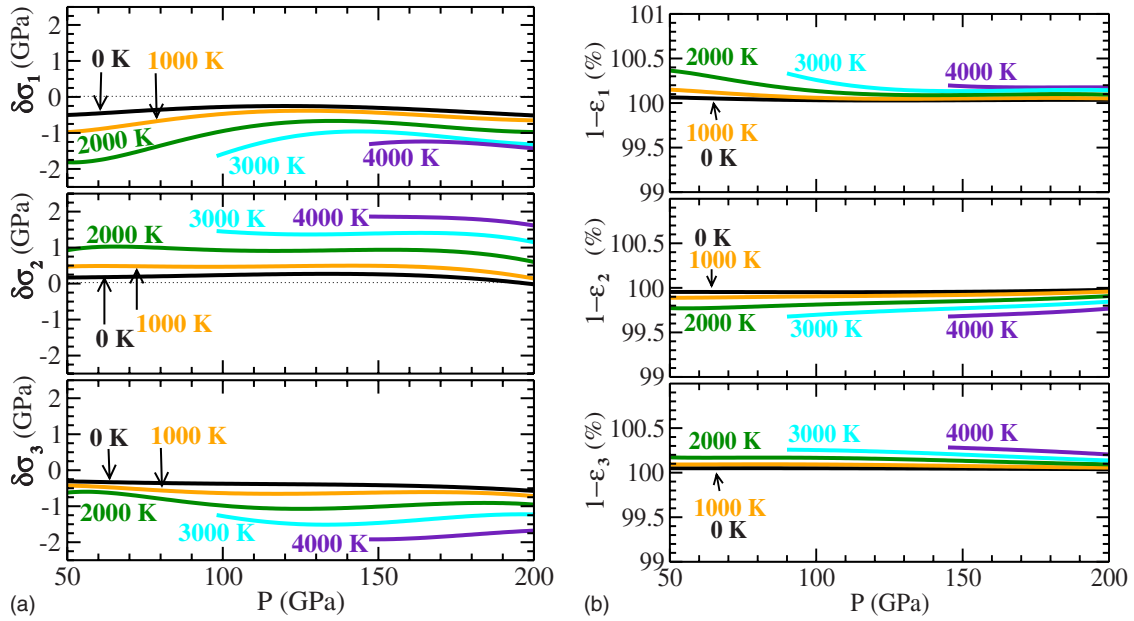


FIG. 1. (Color online) (a) Deviatoric thermal stresses in PPV; (b) percentage lattice-constant corrections in PPV. $\delta\sigma_1$ and $\delta\sigma_2$ have opposite signs and similar magnitude, similarly to the case of PV (Ref. 9). However, $\delta\sigma_3$ in PPV is considerably larger than in PV.

viatoric thermal stresses given by Eq. (3). It gives to first order the elastic constants corrected for deviatoric stresses without having to explicitly calculate Gibbs free energy at the relaxed lattice parameters.

The correction is a general approach to elasticity to be applied within the limit of validity of the quasiharmonic approximation. We have not addressed elasticity beyond this limit, which should somehow include anharmonic corrections. Here it is assumed that the free energy [Eq. (1)] is computed correctly at high temperatures and that all appropriate excitations are accounted for, including in general electronic thermal and magnetic ones. Electronic thermal excitations are important in metals.⁸ The standard method for dealing with metals is to perform DFT calculations using the Mermin functional.^{19,20} Phonon frequencies also can be much affected by these excitations and the calculated thermodynamics properties.²¹ In magnetic systems the magnetic (spin) excitations also need to be included in the computation of free energies of Eq. (1). These can be in the form of magnons (for metals or insulators), or in the form of a pure entropy term in the case of paramagnetic insulators.²¹ As far as the free energy of the system in consideration is properly computed, the current scheme provides a method for obtaining elastic constants to arbitrary accuracy by iterating the computations of elastic constants to arbitrary order.

As a final remark, we point that Eq. (10) could also be used and tested on experimental data as a mean for correcting any type of deviatoric stresses, as long as the stress deviations remain small compared to the hydrostatic pressure (in a limit for the Taylor expansion to be valid). The correction only requires knowledge of (i) the three components $\delta\sigma_k$, $k=1,2,3$, and at the same time (ii) the pressure variation in the elastic constants at specified P and T : $\frac{\partial c_{ij}}{\partial P}|_{P,T}$. Principal strain deviations, ϵ_{\perp} and ϵ_{\parallel} , are measurable quantities, for instance, using diffraction ring measurements¹⁰ and

their corresponding stresses are therefore also available from experiments. Pressure variation in the elastic constants²² are measurable quantities²³ that require only few additional runs for estimating experimentally the pressure derivative of c_{ij} at given PT 's. Eventual experimental setting that combines *simultaneously* measurements of (i) and (ii) above can be used to measure the correction to the elastic constants due to deviatoric stresses in DAC apparatus after applying Eq. (10).

III. ELASTIC CONSTANTS OF PV AND PPV

We present in this section new results on the deviatoric thermal stresses of PPV and the correction to the elastic con-

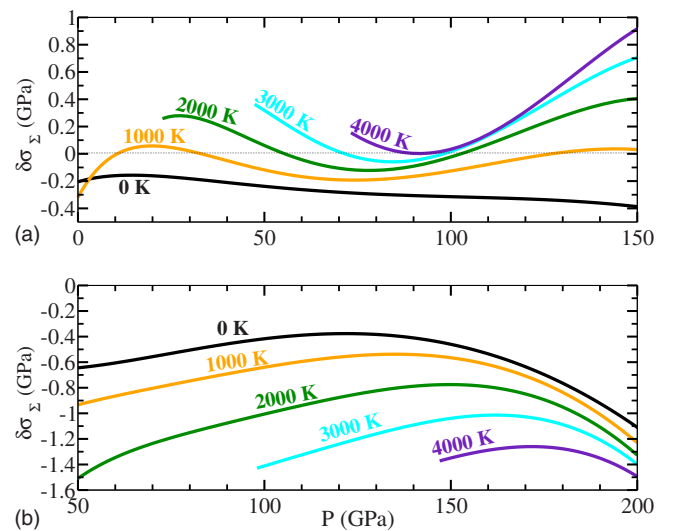


FIG. 2. (Color online) Sum of diagonal deviatoric stresses for (a) PV and (b) PPV, as defined in Eq. (10). This sum is considerably larger in PPV because of the larger contribution from $\delta\sigma_3$ in PPV. Note that the pressure ranges between PV and PPV differ, corresponding to their respective QHA regions of validity (Ref. 9).

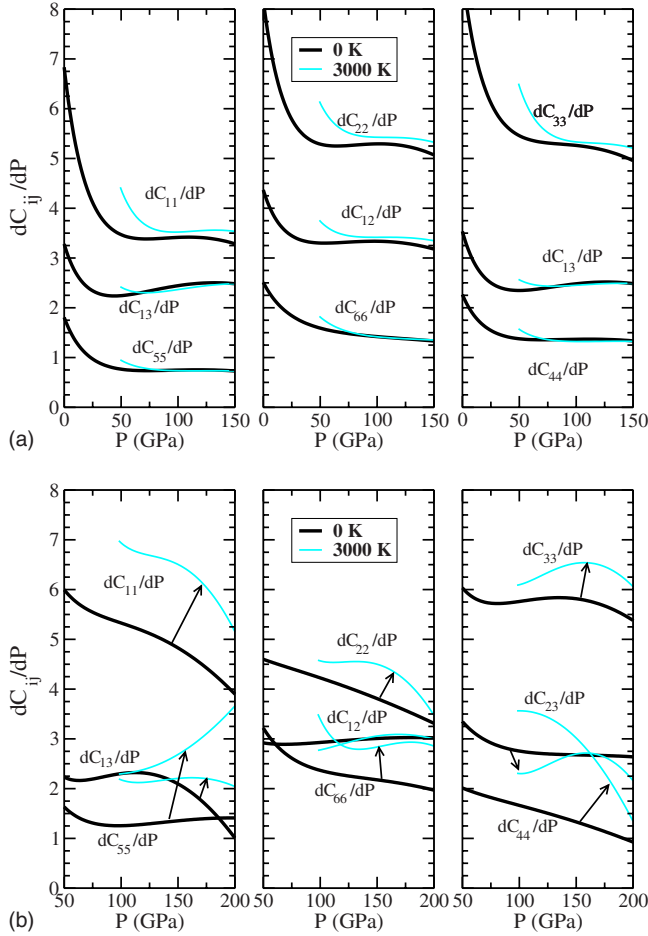


FIG. 3. (Color online) Derivatives of elastic constants as function of pressure of (a) PV and (b) PPV. See also note in the caption of Fig. 2.

stants obtained using the (SC) QHA.⁶ Since deviatoric thermal stresses of PV were recently published,⁹ we also give here the corresponding correction to the elastic constants of PV.

The PT dependent elastic constant tensors of PV and PPV determined using the (SC) QHA have been reported, respectively, in Refs. 4 and 6. These are the major phases of the Earth's lower mantle and their elastic properties are central information for the interpretation of the seismic properties of this inaccessible region in terms of temperature, composition, and mineralogy. PV and PPV are both orthorhombic crystals, respectively, with symmetry $Pbnm$ and $Cmcm$. This difference of symmetry group implies in particular, as stated in Ref. 6, that “the $[100]_{PPV}$, $[010]_{PPV}$, and $[001]_{PPV}$ directions in the $Cmcm$ structure correspond to the $[1\bar{1}0]_{PV}$, $[110]_{PV}$, and $[001]_{PV}$ in the $Pbnm$ structure, respectively,” corresponding to a rotation of 45° of the \vec{a} - \vec{b} reciprocal lattices. Lattice deformations and deviatoric thermal stresses between PV and PPV are thus comparable only through this transformation. Figure 1(a) shows the deviatoric thermal stresses for PPV. Equivalent results for PV have recently been reported in Ref. 9 along with the analysis of its crystalline structure at high PT. The deviatoric stresses $\delta\sigma_1$ and $\delta\sigma_2$ in PPV have opposite sign but similar magnitudes to that of

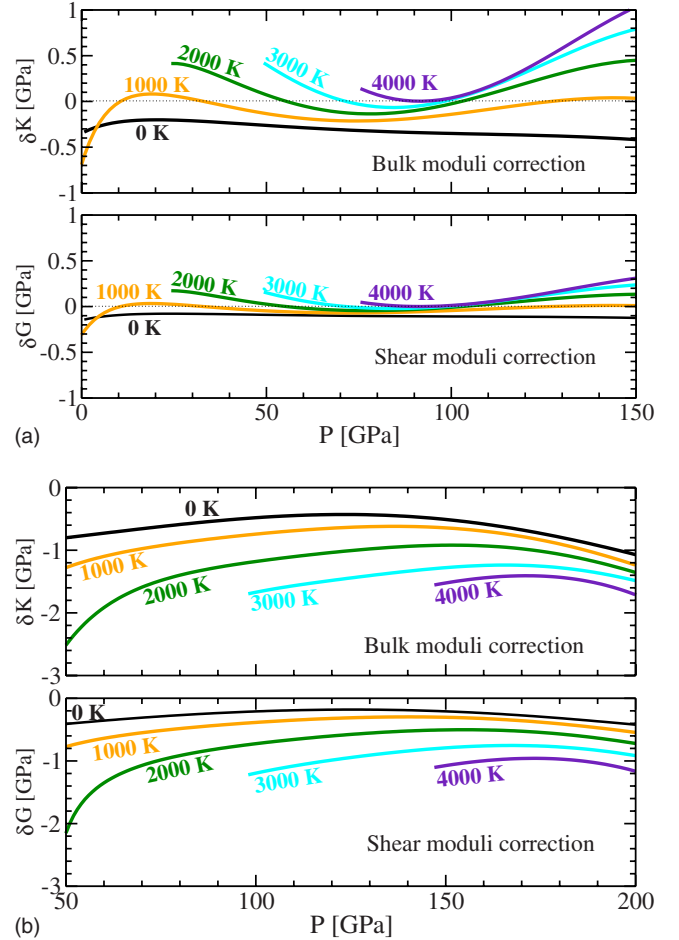


FIG. 4. (Color online) Corrections to the bulk and shear moduli for (a) PV⁴ and (b) PPV.⁷

PV (see Ref. 9), except along the \vec{c} crystalline axes. As stated above, deviatoric thermal stresses for PV and PPV induce distinct deformations along lattices \vec{a} and \vec{b} . The deviatoric thermal stresses in the z direction of PPV is considerably larger than the corresponding one in PV leading to larger corrections in PPV than in PV, as shown below. Figure 1(b) shows the percentage corrections to the lattice parameters of PPV, based on Eq. (6). Interestingly, Fig. 1 shows that zero-point energy (the black zero Kelvin line in that figure) also produces deviatoric stresses. With increasing temperature, these stresses are enhanced but their origin is the anisotropic nature of the phonon dispersions.

Figure 2 shows the resulting summation of the three deviatoric thermal stresses $\delta\sigma_\Sigma$ [of Fig. 1(a)] for PPV (and see Ref. 9 for PV's deviatoric thermal stresses). It represents the first of the two ingredients necessary for the correction given by Eq. (10). Clearly, the correction for PPV is considerably larger than the one for PV. This is mostly due to $\delta\sigma_3$ that is larger in PPV than in PV (see above). The correction for PPV is always negative, which has the effect of decreasing its elastic constants, while for PV, the correction can be negative (mostly at low temperature) or positive (mostly at high temperature). In principle, there are no reasons for having deviations of systematic nature and they should vary depending on the crystalline structure. One observation that remains true

for all crystalline structures, however, is that positive deviations in one direction are to be compensated by a negative deviation in another direction, as observed in both PV and PPV.

Figure 3 shows the pressure derivatives, $\partial c_{ij}/\partial P$, of all the elastic constants of PV and PPV, which is the second ingredient required for the correction according to Eq. (10). The figure shows the variations in c_{ij} with pressure for only two temperatures, 0 and 3000 K, the latter being close to the temperature of the D'' layer in the lower mantle, where the PPV phase is important in the geophysical models.¹¹

Figure 4 shows the corrected bulk and shear moduli, after applying Hill's²⁴ (arithmetic) average to the elastic constants, at several temperatures. The corrections are largest at high pressure and high temperature in both PV and PPV. The nature of the correction is also structure dependent. Notice that the general aspect of the correction to the bulk moduli in Fig. 4 is similar to $\delta\sigma_{\Sigma}$ displayed in Fig. 2, indicating that the dominant term in the correction of Eq. (10) is the deviatoric thermal stress, and to a lesser extent the pressure derivatives of the elastic constants. However, all corrections remain relatively small, meaning the (SC) QHA calculation does not suffer from significant deviatoric thermal stresses, although they can very well be corrected to any level of accuracy.

Table I summarizes the corrections to the (SC) QHA for the elastic constants at $T=3000$ K for two pressures, $P=100$ GPa and $P=120$ GPa. Corrections are given in parentheses. Bulk and shear moduli calculated using Voigt (uniform strain), Reuss (uniform stress), and Hill (arithmetic average between Voigt and Reuss) are shown.²⁴ The volume correction, $abc \times (1-\epsilon_1)(1-\epsilon_2)(1-\epsilon_3)$, as shown in Fig. 1(b), is reported as density $\rho(P, T)$. Velocities are then evaluated from Voigt-Reuss-Hill moduli since it provides a realistic estimation of the true moduli. Notice that velocities are only slightly modified because moduli are corrected along with the density; therefore, their ratio remains relatively unaltered.

IV. CONCLUSIONS

In summary, we have introduced a scheme to correct high PT elastic constants obtained using the statically constrained quasiharmonic approximation for deviatoric thermal stresses that develop in calculations of anisotropic structures. This self-consistent scheme was used to compute to first order the elastic constants of the geophysically important MgSiO_3 perovskite and MgSiO_3 postperovskite phases of the lower mantle. The corrections introduced by relaxation of these deviatoric stresses are quite small at relevant conditions of the lower mantle and previous (SC) QHA results remain essentially unchanged. However, this might not be the general case and the current scheme may be used to arbitrary order

TABLE I. Elastic moduli of PV (Ref. 4) and PPV (Ref. 7) with corrections given in parenthesis as described by Eq. (10). Pressure and elastic constants are in GPa, velocities in km/s, temperature in K, densities, ρ , in g/cm^3 . The corrections are significant for bulk and shear moduli. Velocities are only slightly changed by the correction. $V_P = \sqrt{(K^H + 4/3G^H)/\rho}$, $V_S = \sqrt{G^H/\rho}$, $V_\Phi = \sqrt{K^H/\rho}$, and $\Phi = K^H/\rho$, where upper indices R, V, and H represent Reuss, Voigt, and the Hill averages (Ref. 24). Notice that $\Phi = V_P^2 - 4/3V_S^2$. Velocities are calculated using the Hill averages. Decimal digits are presented to show the magnitude of the corrections. However, except for ρ , the accuracy of results should not include decimal digits.

	3000 K, 100 GPa		3000 K, 120 GPa	
	PV	PPV	PV	PPV
c_{11}	774.8(0.0)	933.4(-3.3)	844.4 (0.3)	1069.5(-2.8)
c_{22}	941.7(0.0)	756.0(-2.1)	1049.9 (0.5)	846.8(-1.9)
c_{33}	928.5(0.0)	949.0(-2.9)	1034.9 (0.5)	1072.5(-2.6)
c_{44}	287.2(0.0)	215.8(-1.7)	313.6 (0.1)	286.6(-1.4)
c_{55}	251.0(0.0)	164.4(-1.1)	265.6 (0.1)	211.1(-1.0)
c_{66}	248.4(0.0)	253.3(-1.6)	276.4 (0.1)	314.9(-1.2)
c_{12}	452.7(0.0)	376.7(-1.3)	520.4 (0.3)	433.4(-1.2)
c_{13}	373.9(0.0)	370.6(-1.0)	421.3 (0.2)	413.3(-0.9)
c_{23}	406.5(0.0)	434.3(-1.1)	455.7 (0.2)	481.1(-1.0)
K^V	567.9(0.0)	555.7(-1.7)	636.0 (0.3)	627.2(-1.5)
K^H	565.2(0.0)	553.3(-1.7)	632.2 (0.3)	624.3(-1.5)
K^R	562.4(0.0)	550.8(-1.7)	628.4 (0.3)	621.5(-1.5)
G^V	251.4(0.0)	223.8(-1.2)	273.3 (0.1)	273.3(-1.0)
G^H	249.2(0.0)	219.5(-1.2)	270.1 (0.1)	268.6(-1.0)
G^R	247.0(0.0)	215.2(-1.2)	267.0 (0.1)	263.9(-1.0)
ρ	5.04(0.00)	5.11(-0.01)	5.22 (0.00)	5.29(-0.01)
V_P	13.35(0.00)	12.87(-0.01)	13.79 (0.01)	13.63(-0.01)
V_S	7.03(0.00)	6.56(-0.01)	7.20 (0.00)	7.13(-0.01)
V_Φ	10.59(0.00)	10.41(-0.01)	11.01 (0.00)	10.86(0.00)
Φ	112.20(0.02)	108.33(-0.10)	121.21 (0.06)	118.02(-0.11)

for computing high PT elastic constants to the desired level of accuracy.

ACKNOWLEDGMENTS

This work was supported by NSF Grants No. EAR-0230319, No. EAR-0635990, and No. ITR-0428774. We especially thank Shuxia Zhang from the Minnesota Supercomputing Institute for her assistance with optimizing the PWscf code performance on the BladeCenter Linux Cluster and on the SGI Altix XE 1300 Linux Cluster, and Yonggang Yu for helpful discussions relative to PWscf. PC acknowledges partial support from a MSI research scholarship and JFJ from Brazilian agency CNPq.

- ¹D. C. Wallace, *Thermodynamics of Crystals* (Dover, Mineola, 1972).
- ²O. L. Anderson, *Equations of State of Solids for Geophysics and Ceramic Science* (Oxford University Press, New York, 1995).
- ³B. B. Karki, R. M. Wentzcovitch, S. de Gironcoli, and S. Baroni, *Science* **286**, 1705 (1999).
- ⁴R. M. Wentzcovitch, B. B. Karki, M. Cococcioni, and S. de Gironcoli, *Phys. Rev. Lett.* **92**, 018501 (2004).
- ⁵X. Sha and R. E. Cohen, *Phys. Rev. B* **74**, 064103 (2006).
- ⁶T. Tsuchiya, J. Tsuchiya, K. Umemoto, and R. M. Wentzcovitch, *Earth Planet. Sci. Lett.* **224**, 241 (2004); R. M. Wentzcovitch, T. Tsuchiya, and J. Tsuchiya, *Proc. Natl. Acad. Sci. U.S.A.* **103**, 543 (2006).
- ⁷R. M. Wentzcovitch, T. Tsuchiya, and J. Tsuchiya, *Proc. Natl. Acad. Sci. U.S.A.* **103**, 543 (2006).
- ⁸E. Menéndez-Proupin and A. K. Singh, *Phys. Rev. B* **76**, 054117 (2007).
- ⁹P. Carrier, R. Wentzcovitch, and J. Tsuchiya, *Phys. Rev. B* **76**, 064116 (2007); **76**, 189901 (2007).
- ¹⁰W. A. Bassett, *J. Phys.: Condens. Matter* **18**, S921 (2006).
- ¹¹K. Hirose, J. Brodholt, T. Lay, and D. Yuen, *Post-Perovskite: The Last Mantle Phase Transition*, Geophysical Monograph Series Vol. 174 (American Geophysical Union, Washington DC, 2007), p. 350.
- ¹²G. Fiquet, D. Andrault, A. Dewaele, T. Charpin, M. Kunz, and D. Hausermann, *Phys. Earth Planet. Inter.* **105**, 21 (1998); N. Funamori, T. Yagi, W. Utsumi, T. Kondo, T. Ushida, and M. Funamori, *J. Geophys. Res.* **101**, 8257 (1996); N. Ross and R. Hazen, *Phys. Chem. Miner.* **16**, 415 (1989); **17**, 228 (1990); W. Utsumi, N. Funamori, T. Yagi, E. Ito, T. Kikegawa, and O. Shimomura, *Geophys. Res. Lett.* **22**, 1005 (1995); Y. Wang, D. Weidner, R. Liebermann, and Y. Zhao, *Phys. Earth Planet. Inter.* **83**, 13 (1994).
- ¹³P. Hohenberg and W. Kohn, *Phys. Rev.* **136**, B864 (1964); W. Kohn and L. J. Sham, *ibid.* **140**, A1133 (1965).
- ¹⁴R. M. Wentzcovitch, *Phys. Rev. B* **44**, 2358 (1991).
- ¹⁵S. Baroni, A. Dal Corso, S. de Gironcoli, P. Giannozzi, C. Cavazzoni, G. Ballabio, S. Scandolo, G. Chiarotti, P. Focher, A. Pasquarello, K. Laasonen, A. Trave, R. Car, N. Marzari, and A. Kokalj (<http://www.pwscf.org/>).
- ¹⁶S. Baroni, S. de Gironcoli, A. Dal Corso, and P. Giannozzi, *Rev. Mod. Phys.* **73**, 515 (2001).
- ¹⁷J. F. Nye, *Physical Properties of Crystals, Their Representation by Tensors and Matrices* (Clarendon, Oxford, 1985).
- ¹⁸M. J. P. Musgrave, *Crystal Acoustics, Introduction to the Study of Elastic Waves and Vibrations in Crystals* (Holden-Day, San Francisco, 1970).
- ¹⁹D. Mermin, *Phys. Rev.* **137**, A1441 (1965).
- ²⁰R. M. Wentzcovitch, J. L. Martins, and P. B. Allen, *Phys. Rev. B* **45**, 11372 (1992).
- ²¹T. Tsuchiya, R. M. Wentzcovitch, C. R. S. da Silva, and S. de Gironcoli, *Phys. Rev. Lett.* **96**, 198501 (2006).
- ²²W. B. Daniels and C. S. Smith, *Phys. Rev.* **111**, 713 (1958).
- ²³A. K. Singh, H.-k. Mao, J. Shu, and R. J. Hemley, *Phys. Rev. Lett.* **80**, 2157 (1998).
- ²⁴R. Hill, *Proc. Phys. Soc., London, Sect. A* **65**, 349 (1952).